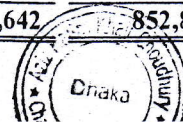



Sonali Bank Limited and its Subsidiaries
Consolidated Balance Sheet as at 31 December 2014

Particulars	Note	2014 Taka	2013 (Restated) Taka
PROPERTY AND ASSETS			
Cash	3.00	53,382,074,145	49,491,493,642
Cash in Hand (Including Foreign Currencies)		6,866,617,665	9,201,593,012
Balance with Bangladesh Bank and its agent Bank(s) (Including Foreign Currencies)		46,515,456,480	40,289,900,630
Balance with other Banks & Financial Institutions	4.00	40,131,540,149	18,048,046,763
In Bangladesh		31,114,748,984	9,554,082,552
Outside Bangladesh		9,016,791,165	8,493,964,211
Money at Call on Short Notice	5.00	9,225,582,000	4,461,595,150
Investments	6.00	323,023,445,173	270,411,184,260
Government		300,525,808,400	253,779,613,829
Others		22,497,636,773	16,631,570,431
Loans and Advances	7.00	339,766,103,592	345,768,295,745
Loans, Cash Credit, Overdrafts etc.		325,316,333,005	317,038,976,931
Bills Purchased and Discounted		14,449,770,587	28,729,318,814
Fixed Asset including Premises, Furniture and Fixture	8.00	32,786,534,070	32,529,799,019
Other Assets	9.00	136,970,971,513	132,141,309,557
Non-Banking Assets	10.00	-	-
Total Assets		935,286,250,642	852,851,724,136
LIABILITIES AND CAPITAL			
Liabilities			
Borrowing from other Banks, Financial Institutions & Agents	11.00	881,709,418	938,079,370
Deposits and Other Accounts	12.00	777,974,782,686	685,755,301,368
Current Accounts & Other Accounts etc		162,461,473,184	146,920,803,593
Bills Payable		12,676,341,550	8,430,055,666
Savings Bank Deposits		189,696,005,800	174,662,133,158
Fixed Deposits		413,140,962,152	355,742,308,951
Other Deposits		-	-
Other Liabilities	13.00	97,049,921,431	116,272,591,225
Total Liabilities		875,906,413,535	802,965,971,964
Shareholders Equity		59,379,837,107	49,885,752,172
Paid up Capital	14.00	31,200,000,000	11,250,000,000
Share Money Deposit	14.08	7,100,000,000	19,950,000,000
Statutory Reserve	15.00	7,601,472,379	6,433,177,755
Other Reserve	16.00	107,000,000	47,000,000
Revaluation Reserve	17.00	28,168,564,059	25,178,528,621
Surplus in Profit and Loss Account/Retained Earnings	18.00	(14,797,199,330)	(12,972,954,204)
Total Liabilities and Shareholders' Equity		935,286,250,642	852,851,724,136



Sonali Bank Limited and its Subsidiaries
Consolidated Balance Sheet as at 31 December 2014

Particulars	Note	2014 Taka	2013 (Restated) Taka
Contingent Liabilities			
Acceptances and Endorsements	19.00	229,929,738,014	175,802,795,405
Letters of Guarantee		4,524,516,271	5,534,630,077
Irrevocable Letters of Credit		206,390,740,160	155,822,496,087
Bills for Collection		19,014,481,583	14,445,669,241
Other Contingent Liabilities		-	-
Other Commitments			
Documentary credits and short term trade related transactions		-	-
Forward asset purchased and forward deposit placed		-	-
Undrawn note issuance and revolving underwriting facilities		-	-
Undrawn formal standby facilities, credit lines and other commitments		-	-
Claim against the bank not acknowledged as debt		-	-
Litigation pending against Bank		-	-
Total Off Balance Sheet Items including Contingent Liabilities		229,929,738,014	175,802,795,405
Net Asset Value Per Share (NAVPS)		190.32	443.43

These financial statements should be read in conjunction with the annexed notes 01 to 48.



Subhash Chandra Das FCA, FCMA
Chief Financial Officer (CFO)



Md. Abdur Rouf
Deputy Managing Director




Pradip Kumar Dutta
Managing Director & CEO



A. K. M Rezaur Rahman
Director



Ranjit Kumar Chakraborty
Director



Dr. A H M Habibur Rahman
Chairman

Signed as per our annexed report of even date.



AHMAD & AKHTAR
Chartered Accountants

Dr. Jamshed S.A. Choudhury
Aziz Halim Khair Choudhury
Chartered Accountants

Date: 30 March 2015
Place: Dhaka



Sonali Bank Limited and its Subsidiaries

Consolidated Profit and Loss Account for the year ended 31 December 2014

Particulars	Notes	2014 Taka	2013 (Restated) Taka
Operating Income			
Interest income	21.00	29,971,597,332	27,888,109,928
Interest paid on deposit and borrowing etc.	22.00	(43,311,198,254)	(38,838,603,825)
Net Interest Income		(13,339,600,922)	(10,950,493,897)
Investment income	23.00	23,151,348,750	15,546,997,497
Commission, exchange and brokerage	24.00	10,737,404,770	9,056,861,292
Other operating income	25.00	1,174,530,294	1,524,260,175
		35,063,283,814	26,128,118,964
Total Operating Income (A)		21,723,682,892	15,177,625,068
Operating Expenses			
Salary and allowances	26.00	8,726,331,170	8,072,207,420
Rent, tax, insurance, electricity etc.	27.00	783,794,718	799,889,146
Legal expenses	28.00	33,291,411	19,488,424
Postage, stamps and telecommunication etc.	29.00	74,333,330	71,721,219
Printings, stationery, advertisements etc.	30.00	219,299,789	198,000,722
Chief Executive's salary and fees	31.00	8,254,707	7,234,159
Directors' fees	32.00	5,689,683	5,316,805
Auditors' fees	33.00	2,910,016	2,725,368
Depreciation & repair to bank's assets	34.00	574,018,347	516,957,589
Other expenses	35.00	2,684,930,564	2,460,818,252
Total Operating Expenses (B)		13,112,853,735	12,154,359,104
Profit Before Provision, Amortization and Taxes C=(A-B)		8,610,829,157	3,023,265,963
Provision for loans & advances	36.00	103,624,351	302,174,483
Provision for diminution in value of investment	37.00	19,624,608	29,141,673
Other Provision	38.00	2,705,866,786	-
Total Provision (D)		2,829,115,745	331,316,156
Profit/(Loss) Before Amortization E=(C-D)		5,781,713,412	2,691,949,807
Amortization of jute sector reform project		-	268,133,847
Total Amortization (F)		-	268,133,847
Total Profit/(Loss) before taxes G=(E-F)		5,781,713,412	2,423,815,960
Provision for taxation (H)		(196,625,149)	(1,022,987,541)
Current tax	13.04	215,946,921	252,640,666
Deferred tax	9.08.02	(412,572,070)	(1,275,628,207)
Net Profit/(Loss) after taxation I=(G-H)		5,978,338,561	3,446,803,502



Sonali Bank Limited and its Subsidiaries

Consolidated Profit and Loss Account for the year ended 31 December 2014

Particulars	Notes	2014 Taka	2013 (Restated) Taka
Appropriation:			
General Reserve		-	-
Reserve for CSR		60,000,000	-
Statutory Reserve	15.00	1,168,294,624	508,259,549
		<u>1,228,294,624</u>	<u>508,259,549</u>
Retained Surplus Carried Forward		<u>4,750,043,937</u>	<u>2,938,543,953</u>
Earnings per Share (EPS)	44.00	31.72	30.64

These financial statements should be read in conjunction with the annexed notes 01 to 48.



Subhash Chandra Das FCA, FCMA
Chief Financial Officer (CFO)



Md. Abdur Rouf
Deputy Managing Director




Pradip Kumar Dutta
Managing Director & CEO



A. K. M Rezaur Rahman
Director



Ranjit Kumar Chakraborty
Director




Dr. A H M Habibur Rahman
Chairman

Signed as per our annexed report of even date.



AHMAD & AKHTAR
Chartered Accountants



Aziz Halim Khair Choudhury
Chartered Accountants

Date: 30 March 2015
Place: Dhaka

